





# Results Book



September 5 – 11, 2015  
Apia, Samoa





## Sport & Venues

### **Tuana'imato Sports Facility**

Aquatics

Archery

Boxing

Lawn Bowls

Squash

Weightlifting

### **Apia Park**

Athletics

Rugby Sevens

Tennis



## Competing Commonwealth Games Associations

Anguilla	5	Mauritius	4
Antigua and Barbuda	4	Mozambique	4
Australia	84	Namibia	21
Bangladesh	10	Nauru	7
Barbados	8	New Zealand	27
Belize	3	Nigeria	15
Bermuda	4	Niue	4
Botswana	11	Norfolk Island	10
British Virgin Islands	3	Northern Ireland	16
Brunei Darussalam	4	Pakistan	9
Cameroon	8	Papua New Guinea	11
Canada	12	Samoa	135
Cayman Islands	16	Scotland	29
Cook Islands	16	Seychelles	4
Cyprus	13	Singapore	18
Dominica	2	Solomon Islands	9
England	60	South Africa	33
Fiji	70	Sri Lanka	8
Ghana	2	St Helena	4
Gibraltar	6	St Kitts and Nevis	5
Grenada	4	St Lucia	7
Guernsey	4	St Vincent and The Grenadines	4
Guyana	5	Swaziland	4
India	25	Tanzania	4
Isle of Man	7	Tonga	25
Jamaica	10	Trinidad and Tobago	4
Jersey	9	Turks and Caicos Islands	4
Kenya	9	Tuvalu	4
Kiribati	5	Uganda	4
Lesotho	7	Vanuatu	5
Malaysia	30	Wales	15
Maldives	6	Zambia	6
Malta	5		



Total Participating Athletes

930

Male 545      Female 385

Aquatics 138

Archery 24

Athletics 279

Boxing 76

Lawn Bowls 26

Rugby 205

Squash 44

Tennis 57

Weightlifting 81





## Results by Sport and Event

# Athletics

## Men's 100m

Position	Name	CGA	Time
1	Tlotliso Gift LEOTLELA	RSA	10.20
2	Rechmial MILLER	ENG	10.39
3	Cameron TINDLE	SCO	10.42
4	Oliver BROMBY	ENG	10.45
5	Idjesa URUEMU	NGR	10.47
6	Kyle Bradley APPEL	RSA	10.48
7	Compton CAESAR	GUY	10.70
8	Coull GRAHAM	ANT	10.75




## Women's 100m

Position	Name	CGA	Time
1	Abolaji OMOTAYO OLUWASEUN	NGR	11.59
2	Etim ANIEKEME ALPHONSUS	NGR	11.64
3	Alisha REES	SCO	11.72
4	Lucy SHEAT	NZL	11.83
5	Rashmi Prakash SHEREGAR	IND	12.26
6	Miriam Esther PENI	PNG	12.38
7	Jacinta BEECHER	AUS	12.57




### Women's 100m Hurdles

Position	Name	CGA	Time
 1	Mpho Katlego TLADI	RSA	13.50
 2	Benjamin COLLERTON	NZL	14.22
 3	Benjamin FISHER	NIR	14.32
4	Junior PALAMO	SAM	14.33
5	Felix MCDONALD	NZL	14.44
6	Kolone ALEFOSIO	SAM	14.99

### Men's 110m Hurdles

Position	Name	CGA	Time
 1	Taylon BIELDT	RSA	13.18
 2	Kirra WOMERSLEY	AUS	13.39
 3	Rachel PACE	AUS	13.46
4	Hope SARTI	ENG	13.57
5	Kieshonna BROOKS	SKN	13.83
6	Kgalalelo TLALANYANE	BOT	14.73
7	Anita FASI	TGA	15.00

### Men's 1500m




Position	Name	CGA	Time
 1	Kumari TAKI	KEN	3:39.80
 2	Lawi KOSGEI	KEN	3:40.77
 3	Brodie MODINI	AUS	3:55.38
4	Archie DAVIS	ENG	3:55.42
5	Markhim LONSDALE	ENG	3:55.50
6	Samuel MAHER	JEY	3:58.45
7	Xavier SMITH	AUS	4:17.76
8	JOHN JOSEPH MARKO CHURI	TAN	4:31.40






### Women's 1500m

Position	Name	CGA	Time
 1	Amy HARDING-DELOOZE	AUS	4:18.02
 2	Peruth CHEMUTAI	UGA	4:18.22
 3	Janat CHEMUSTO	UGA	4:19.48
4	Joyline CHEROTICH	KEN	4:20.33
5	Durga Pramod DEORE	IND	4:33.36
6	DORCAS BONIFACE ILANDA	TAN	4:47.07
7	Hellen MAASOTUO	GHA	5:02.14




### Men's 200m

Position	Name	CGA	Time
 1	Tlotliso Gift LEOTLELA	RSA	20.56
 2	Toby HARRIES	ENG	20.56
 3	Kyle Bradley APPEL	RSA	21.11
4	Cameron TINDLE	SCO	21.14
5	Nicholas STEWART	ENG	21.35
6	Thabiso SEKGOPI	BOT	21.46
7	Compton CAESAR	GUY	21.60
8	Aobakwe MALAU	BOT	21.73




### Women's 200m

Position	Name	CGA	Time
 1	Idamadudu PRAISE OGHENEFEJIRO	NGR	23.30
 2	Alisha REES	SCO	23.61
 3	Etim ANIEKEME ALPHONSUS	NGR	23.63
4	Lucy SHEAT	NZL	23.99
5	Ella BARRETT	ENG	24.07
6	Miriam Esther PENI	PNG	25.19
7	Akia Aretha GUERRIER	TCA	25.21
8	DEOPHISTER CHONGO	ZAM	25.63



### Men's 3000m

Position	Name	CGA	Time
 1	Davis KIPLANGAT	KEN	7:59.56
 2	Richard KIMUNYAN	KEN	7:59.78
 3	Alex YEE	ENG	8:18.12
4	William RICHARDSON	ENG	8:26.28
5	Tsepo RAMASHAMOLE	LES	8:36.38
6	Joshua TORLEY	AUS	8:36.44
7	Ben CHAMBERLAIN	AUS	9:17.48
8	Patrick KAM	SOL	9:42.69

### Women's 3000m

Position	Name	CGA	Time
 1	Sheila CHELANGAT	KEN	9:10.12
 2	Peruth CHEMUTAI	UGA	9:20.20
 3	Janat CHEMUSTO	UGA	9:56.62
4	TATAH CARINE WIYSENUY	CMR	10:37.92
5	Hellen MAASOTUO	GHA	10:45.84
6	Puleng NKOPELE	LES	11:23.71

### Men's 4x100m Relay

Position	CGA	Time
 1	NGR	1:28.35
 2	SAM	1:35.76



### Women's 4x100m Relay

Position	CGA	Time
 1	BOT	41.94
 2	AUS	42.67
 3	NGR	42.68
4	ENG	43.17
5	SAM	45.12


### Men's 4x200m Relay

Position	CGA	Time
 1	NGR	45.86
 2	AUS	47.36
 3	SAM	53.97



### Women's 4x200m Relay

Position	CGA	Time
 1	JAM	3:13.45
 2	SAM	3 :43.15

### Men's 4x400m Relay

Position	CGA	Time
 1	NGR	4:02.75

### Women's 4x400m Relay

Position	CGA	Time
 1	NGR	1:41.60
 2	SAM	1:57.57




### Men's 400m

Position	Name	CGA	Time
 1	Karabo SIBANDA	BOT	45.83
 2	Jamal WALTON	CAY	46.46
 3	Chandan BAURI	IND	46.99
4	Adeyemi SIKIRU	NGR	47.69
5	Ndzingeko DLAMINI	SWZ	48.89
6	Kameli RAVUCI	FIJ	49.12
7	LEE YONG QUEK	MAS	49.41
8	Apolosi KOROI	FIJ	49.65

### Women's 400m

Position	Name	CGA	Time
 1	Junelle BROMFIELD	JAM	53.09
 2	Jisna MATHEW	IND	53.14
 3	Idamadudu PRAISE OGHENEFEJIRO	NGR	53.20
4	Hannah WILLIAMS	ENG	54.80
5	Madeleine ATTLEE	AUS	55.85
5	Salomey ADYEI	GHA	55.85
7	Amanda FITISEMANU	NZL	755.91




### Women's 400m Hurdles

Position	Name	CGA	Time
 1	Rivaldo LEACOCK	BAR	51.12
 2	Jauavney JAMES	JAM	51.54
 3	Harrison KIMPTON-MOSS	AUS	52.33
4	LEE YONG QUEK	MAS	52.45
5	Darshana RAJAPAKSHA	SRI	52.64
6	Leonardo LEDGISTER	JAM	54.78
7	Felix MCDONALD	NZL	55.49
8	Edson MUSSACATE	MOZ	57.30




### Women's 400m Hurdles

Position	Name	CGA	Time
 1	Junelle BROMFIELD	JAM	1:00.78
 2	Yamani DULANJALEE	SRI	1:01.70
 3	Niamh EMERSON	ENG	1:01.99
4	KALYPSO STAVROU	CYP	1:02.90
5	Celeste GOH	SIN	1:07.29
6	Teresa GABRIEL	MOZ	1:09.29
7	Malia TOGIA	TGA	1:11.88




### Men's 800m

Position	Name	CGA	Time
 1	Willy TARBEI	KEN	1:46.05
 2	Bett KIPYEGON	KEN	1:46.15
 3	Ben GREENWOOD	SCO	1:50.42
4	Leon CLARKE	JAM	1:50.49
5	George MILLS	ENG	1:50.89
6	Beant Singh BEANT SINGH	IND	1:51.08
7	James GORMLEY	ENG	1:53.14
8	GODFERY CHAMA	ZAM	1:57.37




### Women's 800m

Position	Name	CGA	Time
 1	Amy HARDING-DELOOZE	AUS	2:06.84
 2	Carys MCAULAY	SCO	2:07.05
 3	Abitha Mary MANUEL	IND	2:07.33
4	Joyline CHEROTICH	KEN	2:11.55
5	Lily HARDING-DELOOZE	AUS	2:11.73
6	Thandi UERIMUNA	BOT	2:21.52
7	DORCAS BONIFACE ILANDA	TAN	2:22.28
8	Ashontie CARR	BIZ	2:31.12




### Men's Discus Throw

Position	Name	CGA	Time
 1	Werner Jakobus VISSER	RSA	60.94m
 2	George EVANS	SCO	58.19m
 3	Burger LAMBRECHTS	RSA	58.02m
4	CHRISTOFOROS GENETHLI	CYP	53.86m
5	Mitchell PEPPER	AUS	53.54m
6	GIORGOS KONIARAKIS	CYP	52.41m
7	Nathaniel SULUPO	SAM	51.67m
8	Kevin NEDRICK	JAM	50.08m




### Women's Discus Throw

Position	Name	CGA	Time
 1	Kristina MOORE	AUS	46.95m
 2	Bianca HANSEN	AUS	46.20m
 3	Sophie MERRITT	ENG	44.83m
4	Divine OLADIPO	ENG	42.44m
5	Tiara DEROSA	BER	39.59m
6	Lacee BARNES	CAY	38.77m
7	Angel FATAI	SAM	30.31m
8	Cecilia IONA	SAM	24.11m




### Men's High Jump

Position	Name	CGA	Time
 1	Tejaswin SHANKAR	IND	2.14m
 2	Roshan Dammika Ranatunga RANATUNGAGE	SRI	2.11m
 3	Lashane WILSON	JAM	J2.11m
4	MUHAMMAD SYAZWAN AHMAD	MAS	J2.11m
5	Jermaine FRANCIS	SKN	2.05m
6	Johnathan HOOKEY	AUS	2.02m
7	Sim Hao ONG	SIN	J2.02m
8	Grant SZALEK	AUS	1.96m




### Women's High Jump

Position	Name	CGA	Time
 1	Niamh EMERSON	ENG	1.80m
 2	Adaora CHIGBO	ENG	1.77m
 3	Paige WILSON	AUS	1.74m
4	Horn SIRANDA	NAM	1.65m
5	Tiaremoana SAIO	SAM	1.40m

### Men's Javelin Throw

Position	Name	CGA	Time
 1	Mohd Hadeesh MOHD HADEESH	IND	79.29m
 2	George DAVIES	ENG	68.23m
 3	Luke GIACCA	AUS	67.91m
4	Nico HORN	NAM	61.78m
5	LORENZO THEODORO ENGLISH	CYP	61.38m
6	Kadel KEY	SAM	55.51m
7	Donny TUIMASEVE	SAM	49.34m




### Women's Javelin Throw

Position	Name	CGA	Time
 1	Emma HAMPLETT	ENG	49.57m
 2	Shanee ANGOL	DMA	45.45m
 3	Rochelle ETIENNE	LCA	40.88m
4	Daneliz THOMAS	CAY	39.73m
5	Tirani TALENI	SAM	34.53m
6	Faye Nove SAUMANI	SAM	27.15m

### Men's Long Jump




Position	Name	CGA	Time
 1	Richard SEKLORWU	GHA	7.67m
 2	Thomas WILSON	AUS	7.48m
 3	Benjamin FISHER	NIR	7.38m
4	Rowan SUTTON	AUS	7.24m
5	Felix MCDONALD	NZL	7.24m
6	Kabo MPHALI	BOT	6.89m
7	Gary WEE	SIN	6.41m
8	Keola MEATOOGA	SAM	5.87m

### Women's Long Jump

Position	Name	CGA	Time
 1	Renate Monika VAN TONDER	RSA	6.26m
 2	Billie ARCH	AUS	6.04m
 3	Rachel ALEXANDER	SCO	5.90m
4	Savannah PETERKIN	AUS	5.86m
5	UCHE BROWN	NGR	5.77m
6	Lydia MILLS	NIR	5.65m
7	Poornima Kalpani Ginimella GINIMALLA HEWAGE	SRI	5.62m
8	Kala PENN	IVB	5.58m



### Men's Shot Put

Position	Name	CGA	Time
 1	Kevin NEDRICK	JAM	20.12m
 2	Werner Jakobus VISSER	RSA	19.78m
 3	Burger LAMBRECHTS	RSA	19.31m
4	Daniel CARTWRIGHT	ENG	18.59m
5	Ashish BHALOTHIA	IND	17.71m
6	George EVANS	SCO	16.65m
7	TTOUPIAS GEORGIU	CYP	16.19m
8	Nathaniel SULUPO	SAM	15.96m

### Women's Shot Put




Position	Name	CGA	Time
 1	Grace ROBINSON	AUS	16.39m
 2	Sophie MERRITT	ENG	15.78m
 3	Anamika DAS	IND	15.03m
4	Kristina MOORE	AUS	14.91m
5	GAVRIELLA FELLA	CYP	14.51m
6	Akidah BRIGGS	TTO	14.14m
7	Lacee BARNES	CAY	13.68m
8	Tamarisi LEWASAU	FIJ	13.15m

# Aquatics

## Men's 100m Backstroke

Position	Name	CGA	Time
 1	Conor FERGUSON	NIR	55.87
 2	Clyde LEWIS	AUS	56.19
 3	Bayley MAIN	NZL	56.95
4	Tristan LUDLOW	AUS	57.24
5	Neil FAIR	RSA	57.55
6	Perry GARDNER	ENG	57.67
7	Zane WADDELL	RSA	58.48
8	Lushano LAMPRECHT	NAM	1:00.55




## Women's 100m Backstroke

Position	Name	CGA	Time
 1	Bobbi GICHARD	NZL	1:00.51
 2	Gabrielle FA'AMAUSILI	NZL	1:00.86
 3	Nathania VAN NIEKERK	RSA	1:03.00
4	Brittany HORTON	ENG	1:03.18
5	Lucy MCJANNETT	AUS	1:03.19
6	Oberholzer ZANRE	NAM	1:04.59
7	Maana Rajiv PATEL	IND	1:04.99
8	Danielle HILL	NIR	1:09.97




### Men's 100m Breastroke

Position	Name	CGA	Time
 1	FU KANG WONG	MAS	1:03.36
 2	Edward BAXTER	ENG	1:03.72
 3	James Greig ISEMONGER	RSA	1:04.03
4	Kieran PRESTON	SCO	1:04.44
5	Mario KOENIGSPERGER	NZL	1:04.66
6	Benedict TORTOLANO	SCO	1:05.06
7	Eliot LUNDON MOORE	NZL	1:06.09
8	Ryan MASKELYN	PNG	1:06.31




### Women's 100m Breastroke

Position	Name	CGA	Time
 1	Layla BLACK	ENG	1:10.06
 2	Kaylene CORBETT	RSA	1:10.62
 3	Erin ROBERTSON	SCO	1:11.67
4	Calypso SHERIDAN	AUS	1:12.44
4	Niamh ROBINSON	IOM	1:12.44
6	Savanah TKATCHENKO	PNG	1:16.06
7	Ariel IOANE	SAM	1:35.45


### Men's 100m Butterfly

Position	Name	CGA	Time
 1	Wilrich COETZEE	NZL	54.48
 2	Brayden MCCARTHY	AUS	54.55
 3	Brendan LEVY	RSA	54.90
4	Supriya MONDAL	IND	55.48
5	Joseph CLARK	WAL	55.72
6	Lewis CLOUGH	ENG	55.79
7	Zane WADDELL	RSA	55.92
8	James BROWN	NIR	57.64




### Women's 100m Butterfly

Position	Name	CGA	Time
 1	Gemma COONEY	AUS	59.32
 2	Lucia LASSMAN	AUS	1:00.21
 3	Tain BRUCE	SCO	1:00.83
4	Erin Paige GALLAGHER	RSA	1:00.91
5	FELICITY PASSON	SEY	1:01.90
6	SOTIRIA NEOFYTU	CYP	1:02.89
7	Tazmin PUGH	ENG	1:03.30
8	Yeonsu LEE	NZL	1:03.49




### Men's 100m Freestyle

Position	Name	CGA	Time
 1	Vincent DAI	AUS	50.26
 2	Craig MCLEAN	SCO	50.96
 3	Lewis CLOUGH	ENG	50.98
4	WELSON WEE SHENG SIM	MAS	51.15
5	Joseph CLARK	WAL	51.44
6	Zane WADDELL	RSA	51.73
7	Jack CARTWRIGHT	AUS	51.76
8	Bayley MAIN	NZL	51.83

### Women's 100m Freestyle

Position	Name	CGA	Time
 1	Lucy MCJANNETT	AUS	55.34
 2	Erin Paige GALLAGHER	RSA	55.61
 3	Shayna JACK	AUS	55.67
4	Darcy DEAKIN	ENG	57.03
5	Georgina BOYLE	ENG	57.06
6	Mari DAVIES	WAL	57.44
7	Kathryn GREENSLADE	WAL	57.71
8	Rachel Robyn BETHEL	NIR	58.47




### Men's 1500m Freestyle

Position	Name	CGA	Time
 1	Tom DERBYSHIRE	ENG	15:31.18
 2	WELSON WEE SHENG SIM	MAS	15:57.72
 3	Tristan LUDLOW	AUS	16:06.06
4	Taichi VAKASAMA	FIJ	17:58.29



### Men's 200m Backstroke

Position	Name	CGA	Time
 1	Tristan LUDLOW	AUS	2:01.46
 2	Conor FERGUSON	NIR	2:03.90
 3	Neil FAIR	RSA	2:03.93
4	Wilrich COETZEE	NZL	2:04.26
5	Bradley WOODWARD	AUS	2:04.26
6	Perry GARDNER	ENG	2:07.13
8	Nathan CORRIGAN	JEY	2:10.94

### Women's 200m Backstroke

Position	Name	CGA	Time
 1	Bobbi GICHARD	NZL	2:10.87
 2	Nathania VAN NIEKERK	RSA	2:13.54
 3	Elyse WOODS	AUS	2:15.13
4	Brittany HORTON	ENG	2:15.71
5	Annabelle PATERSON	NZL	2:16.60
6	Oberholzer ZANRE	NAM	2:19.09
7	Calypso SHERIDAN	AUS	2:20.34
8	Danielle HILL	NIR	2:21.33




### Men's 200m Breaststroke

Position	Name	CGA	Time
 1	Edward BAXTER	ENG	2:15.80
 2	FU KANG WONG	MAS	2:18.18
 3	James Greig ISEMONGER	RSA	2:19.99
4	Kieran PRESTON	SCO	2:20.39
5	Ryan MASKELYN	PNG	2:21.28
6	Eliot LUNDON MOORE	NZL	2:21.52
7	Benedict TORTOLANO	SCO	2:23.95
8	Mario KOENIGSPERGER	NZL	2:29.87

### Women's 200m Breaststroke

Position	Name	CGA	Time
 1	Layla BLACK	ENG	2:30.99
 2	Calypso SHERIDAN	AUS	2:31.81
 3	Kaylene CORBETT	RSA	2:33.91
4	Erin ROBERTSON	SCO	2:34.52
5	NADIA ADRIANNA REDZA GOH	MAS	2:45.34
6	Theresa STRICKLAND-LLOYD	SAM	3:10.59
7	Ariel IOANE	SAM	3:27.50

### Men's 200m Butterfly

Position	Name	CGA	Time
 1	Wilrich COETZEE	NZL	2:01.85
 2	Supriya MONDAL	IND	2:01.94
 3	Brendan LEVY	RSA	2:02.19
4	Kyle CHISHOLM	ENG	2:04.13
5	Bradley WOODWARD	AUS	2:07.43
6	James BROWN	NIR	2:10.73
7	Matt SAVITZ	GIB	2:21.84
8	Sitivi SOOAEMALELAGI	SAM	2:31.80

### Women's 200m Butterfly

Position	Name	CGA	Time
 1	Gemma COONEY	AUS	2:13.51
 2	Meg FINNON	SCO	2:14.21
 3	Tazmin PUGH	ENG	2:14.69
4	Tain BRUCE	SCO	2:16.25
5	Yeonsu LEE	NZL	2:21.17
6	SOTIRIA NEOFYTOU	CYP	2:29.91
7	Alania SUTTIE	SAM	2:31.11

### Men's 200m Freestyle

Position	Name	CGA	Time
 1	Clyde LEWIS	AUS	1:48.88
 2	WELSON WEE SHENG SIM	MAS	1:49.22
 3	Kyle CHISHOLM	ENG	1:51.21
4	Lewis CLOUGH	ENG	1:52.09
5	Craig MCLEAN	SCO	1:53.15
6	Daniel DAVIES	WAL	1:54.92
7	Jack CARTWRIGHT	AUS	1:55.22
8	Joseph CLARK	WAL	1:57.30




### Women's 200m Freestyle

Position	Name	CGA	Time
 1	Georgina BOYLE	ENG	2:00.72
 2	Kathryn GREENSLADE	WAL	2:01.69
 3	Shayna JACK	AUS	2:01.89
4	Elyse WOODS	AUS	2:02.52
5	Darcy DEAKIN	ENG	2:02.85
6	Mari DAVIES	WAL	2:03.06
7	Rachel Robyn BETHEL	NIR	2:03.78
8	Annabelle PATERSON	NZL	2:04.84

### Men's 200m Individual Medley

Position	Name	CGA	Time
 1	Clyde LEWIS	AUS	2:02.40
 2	Joe LITCHFILED	ENG	2:05.01
 3	Neil FAIR	RSA	2:05.22
4	Wilrich COETZEE	NZL	2:05.46
5	Nicholas GROENEWALD	AUS	2:05.55
6	Daniel DAVIES	WAL	2:08.05
7	James BROWN	NIR	2:08.08
8	Alexander BREGAZZI	IOM	2:15.13

### Men's 200m Individual Medley

Position	Name	CGA	Time
 1	Lucy MCJANNETT	AUS	2:14.57
 2	Calypso SHERIDAN	AUS	2:16.80
 3	Tazmin PUGH	ENG	2:19.30
4	Tain BRUCE	SCO	2:19.82
5	Rebecca SUTTON	WAL	2:21.14
6	Niamh ROBINSON	IOM	2:21.35
7	Kathryn GREENSLADE	WAL	2:24.12
8	Yeonsu LEE	NZL	2:24.72






### Men's 4x100m Freestyle Relay

Position	CGA	Time
 1	AUS	3:19.70
 2	ENG	3:28.10
 3	RSA	3:33.11
4	NZL	3:36.38




### Women's 4x100m Freestyle Relay

Position	CGA	Time
 1	AUS	3:45.16
 2	WAL	3:50.11
 3	ENG	3:50.83
4	NZL	3:53.91
5	RSA	3:57.52




### Men's 4x100m Medley Relay

Position	CGA	Time
 1	RSA	3:46.33
 2	AUS	3:46.91
 3	ENG	3:47.75
4	NZL	3:49.42


### Women's 4x100m Medley Relay

Position	CGA	Time
 1	AUS	4:09.28
 2	ENG	4:12.14
 3	RSA	4:15.13
4	NZL	4:24.66


### Men's 4x200m Freestyle Relay

Position	CGA	Time
 1	AUS	7:29.27
 2	ENG	7:30.13
 3	RSA	8:02.84




### Women's 4x200m Freestyle Relay

Position	CGA	Time
 1	AUS	8:08.24
 2	ENG	8:15.93
 3	WAL	8:20.26
4	NZL	8:37.24
5	RSA	8:49.38

### Men's 400m Freestyle

Position	Name	CGA	Time
 1	WELSON WEE SHENG SIM	MAS	3:54.25
 2	Kyle CHISHOLM	ENG	3:54.76
 3	Clyde LEWIS	AUS	3:58.40
4	Tom DERBYSHIRE	ENG	4:00.87
5	Daniel DAVIES	WAL	4:02.97
6	Alexander BREGAZZI	IOM	4:10.96
7	Brandon SCHUSTER	SAM	4:13.40
8	Constantinos HADJITTOULIS	CYP	4:20.64

### Women's 400m Freestyle

Position	Name	CGA	Time
 1	Ariarne TITMUS	AUS	4:14.56
 2	Georgina BOYLE	ENG	4:14.90
 3	Georgia DARWENT	ENG	4:15.04
4	Kathryn GREENSLADE	WAL	4:18.16
5	Rachel Robyn BETHEL	NIR	4:20.04
6	Meg FINNON	SCO	4:22.09
7	NADIA ADRIANNA REDZA GOH	MAS	4:30.60
8	Alania SUTTIE	SAM	4:35.70

### Men's 400m Individual Medley

Position	Name	CGA	Time
 1	Clyde LEWIS	AUS	4:20.87
 2	Joe LITCHFILED	ENG	4:27.49
 3	Neil FAIR	RSA	4:28.54
4	Nicholas GROENEWALD	AUS	4:33.98
5	James BROWN	NIR	4:40.86
6	Brandon SCHUSTER	SAM	4:43.69
7	Nathan CORRIGAN	JEY	4:43.93
8	Taichi VAKASAMA	FIJ	4:54.55



### Women's 400m Individual Medley

Position	Name	CGA	Time
 1	Calypto SHERIDAN	AUS	4:49.38
 2	Rebecca SUTTON	WAL	4:51.52
 3	Tazmin PUGH	ENG	4:53.65
4	Tain BRUCE	SCO	5:02.15
5	Ariarne TITMUS	AUS	5:02.30
6	Yeonsu LEE	NZL	5:04.49
7	NADIA ADRIANNA REDZA GOH	MAS	5:07.05
8	Catriona MACRAE	CAY	5:30.19



### Men's 50m Backstroke

Position	Name	CGA	Time
 1	Zane WADDELL	RSA	25.94
 2	Conor FERGUSON	NIR	26.19
 3	Bayley MAIN	NZL	26.42
4	Clyde LEWIS	AUS	26.66
5	Perry GARDNER	ENG	27.17
6	David VAN DER COLFF	BOT	27.24
7	Neil FAIR	RSA	27.63
8	Harry SHALAMON	JEY	27.65

### Women's 50m Backstroke

Position	Name	CGA	Time
 1	Gabrielle FA'AMAUSILI	NZL	28.74
 2	Bobbi GICHARD	NZL	29.15
 3	Gemma COONEY	AUS	29.72
4	Nathania VAN NIEKERK	RSA	29.84
5	Danielle HILL	NIR	29.93
6	Maana Rajiv PATEL	IND	30.16
7	Brittany HORTON	ENG	30.32
8	Jamie Hannah REYNOLDS	RSA	30.64




### Men's 50m Breaststroke

Position	Name	CGA	Time
 1	FU KANG WONG	MAS	28.92
 2	James Greig ISEMONGER	RSA	29.20
 3	Kieran PRESTON	SCO	30.18
4	Benedict TORTOLANO	SCO	30.32
5	Edward BAXTER	ENG	30.37
5	Mario KOENIGSPERGER	NZL	30.37
7	Jeron THOMPSON	TTO	30.45
8	Epeli RABUA	FIJ	30.53




### Women's 50m Breaststroke

Position	Name	CGA	Time
 1	Erin ROBERTSON	SCO	32.55
 2	Kaylene CORBETT	RSA	32.95
 3	Layla BLACK	ENG	33.17
4	Jamie Hannah REYNOLDS	RSA	33.29
5	Niamh ROBINSON	IOM	33.39
6	Calypto SHERIDAN	AUS	34.16
7	Savanah TKATCHENKO	PNG	35.63
8	Annalise MUNRO	GGY	36.31

### Men's 50m Butterfly

Position	Name	CGA	Time
 1	Zane WADDELL	RSA	24.52
 2	Brayden MCCARTHY	AUS	24.90
 3	Lewis CLOUGH	ENG	24.94
4	Vincent DAI	AUS	25.16
5	Wilrich COETZEE	NZL	25.34
6	Supriya MONDAL	IND	25.52
7	Brendan LEVY	RSA	25.66
8	James BROWN	NIR	26.10




### Women's 50m Butterfly

Position	Name	CGA	Time
 1	Erin Paige GALLAGHER	RSA	27.20
 2	Lucia LASSMAN	AUS	27.50
 3	Gemma COONEY	AUS	27.32
4	Tazmin PUGH	ENG	27.72
5	Emma REID	NIR	28.04
6	Tain BRUCE	SCO	28.21
7	SOTIRIA NEOFYTOU	CYP	28.32
8	Jamie Hannah REYNOLDS	RSA	28.90




### Men's 50m Freestyle

Position	Name	CGA	Time
 1	Zane WADDELL	RSA	22.85
 2	Jack CARTWRIGHT	AUS	22.93
 3	Vincent DAI	AUS	22.94
4	Craig MCLEAN	SCO	23.74
5	Lewis CLOUGH	ENG	24.04
6	Bayley MAIN	NZL	23.76
7	Mario KOENIGSPERGER	NZL	23.93
8	WELSON WEE SHENG SIM	MAS	24.19

### Women's 50m Freestyle




Position	Name	CGA	Time
 1	Shayna JACK	AUS	25.71
 2	Erin Paige GALLAGHER	RSA	25.82
 2	Gabrielle FA'AMAUSILI	NZL	25.82
4	Lucy MCJANNETT	AUS	26.73
5	Darcy DEAKIN	ENG	26.65
6	Mari DAVIES	WAL	26.91
7	Amira PILGRIM	TTO	27.11
8	FELICITY PASSON	SEY	27.27

### Women's 800m Freestyle




Position	Name	CGA	Time
 1	Georgia DARWENT	ENG	8:45.85
 2	Meg FINNON	SCO	8:47.78
 3	Ariarne TITMUS	AUS	8:45.85
4	Sophie EVANS	WAL	9:01.89
5	Emilia STEVENSON	WAL	9:03.43
7	NADIA ADRIANNA REDZA GOH	MAS	9:13.24
8	Rachel Robyn BETHEL	NIR	9:18.06
9	Beckie SCAIFE	JEY	9:34.45

# Archery

















## Men's Recurve Bow - Individual

Position	Name	CGA
 1	MOHAMMAD TAMIMUL ISLAM	BAN
 2	Nishant KUMAWAT	IND
 3	Chayse MARTIN	NZL
4	Arne JENSEN	TGA


## Womens's Recurve Bow - Individual

Position	Name	CGA
 1	Prachi SINGH	IND
 2	Elizabeth WARNER	ENG
 3	NONDINY KHAN SHOPNA	BAN
4	NURAMALIA HANESSHA MAZLAN	MAS

## Boxing




Weight Category	Medal	Name	CGA
Youth's Light Fly (46-49kg)		McKENNA Stephen	NIR
		BLIZZARD Tyler	AUS
		BHIMCHAND SINGH Leichombam	IND
		MAHOMMED Rajab Otukile	BOT
Youth's Fly (52kg)		BOWEN Jack	AUS
		SOLANKI Gaurav	IND
		IOANE Ioane	SAM
		DAORD Brandon	ENG
Youth's Bantam (56kg)		McGIVERN James	NIR
		STUART William	SCO
		PAYNE George	AUS
		NGOMA Emmanuel	ZAM
Youth's Light (60kg)		KATUA Thadius	PNG
		BRADLEY Tiernan	NIR
		FOLESI Iosefo	SAM
		SMITH Dalton	ENG






Youth's Light Welter (64kg)	 1	WALSH Aidan	NIR
	 2	RENNIE Mathew	IOM
	 3	CHAUHAN Prayag	IND
	 3	McMASTER Kieran	SCO
Youth's Welter (69kg)	 1	AKBAR Mohammed Harris	ENG
	 2	McGINTY Brett	NIR
	 3	BONNE Daniel	SEY
	 3	GIPP Jack	AUS
Youth's Middle (75kg)	 1	DOCHERTY John	SCO
	 2	WHITTAKER Benjamin	ENG
	 3	ALBERTE Christopher	MRI
	 3	KOKKINOS Antreas	CYP
Youth's Light Heavy (81kg)	 1	LAZZERINI Sean	SCO
	 2	ANTONIO Kanongata'a	TGA
	 3	PENEUETA John	SAM

# Lawn Bowls

## Men

 1	Jonathon DAVIS	AUS
 2	Seamus CURTIN	NZL
 3	Stephen KIRKWOOD	NIR
4	DAENG DHADYRY DAHASRY	MAS

## Women



 1	Ashleigh JEFFCOAT	NZL
 2	Ellen RYAN	AUS
 3	NUR AIN NABILAH TARMIZI	MAS
4	Ruby HILL	ENG

## Mixed Pair



 1	AUS
 2	COK
 3	MAS
4	NZL

# Rugby Sevens

## Men


 1	RSA
 2	AUS
 3	SAM
4	ENG

## Women




 1	AUS
 2	CAN
 3	FIJ
4	COK

# Squash




## Doubles- Men

 1	MAS
 2	AUS
 3	NFK
4	BAN
5	FIJ




## Doubles- Mixed

 1	MAS
 2	IND
 3	NZL
4	SCO




## Doubles - Women

 1	MAS
 2	NZL
 3	GUY
4	NFK
5	AUS

### Men's Single




Position	Name	CGA
 1	EAIN YOW NG	MAS
 2	Patrick James ROONEY	ENG
 3	VELAVAN SENTHILKUMAR	IND
4	ISRAR AHMAD	PAK

### Women's Single




Position	Name	CGA
 1	SIVASANGARI SUBRAMANIAM	MAS
 2	Eleanor EPKE	NZL
 3	Mihiliya METHSARANI	SRI
4	SADIA GUL	PAK

# Tennis




## Doubles - Men

 1	GGY
 2	AIA
 3	WAL
4	CYP/SCO

## Mixed Doubles

 1	IND
 2	SCO
 3	PNG
4	LES/SWZ

## Doubles - Women

 1	SAM
 2	WAL
 3	NFK

### Singles Men

Position	Name	CGA
1	Sasikumar MUKUND	IND
2	Ewen LUMSDEN	SCO
3	Matthew STORY	WAL
4	ELEFThERIOS NEOS	CYP

### Singles Women

Position	Name	CGA
1	Dhruthi TATACHAR VENUGOPAL	IND
2	Lesedi JACOBS	NAM
3	Violet APISAH	PNG
	Zani BARNARD	RSA

# Weightlifting

## 69kg - Women




Position	Name	CGA	Total
🥇	JABRIELLA TEO SAMUEL	MAS	186kg
🥈	Feagaiga STOWERS	SAM	172kg
🥉	DJIFACK MA'ATEMKEM ZOMGOUA RAYSSA	CMR	169kg
4	Kanah ANDREWS-NAHU	NZL	153kg
5	Togafiti ELIKO	TUV	136kg
6	Motoria TANO	NIU	100kg

## 48kg - Women

Position	Name	CGA	Total
🥇	Catrin JONES	WAL	126kg
🥈	Srimali DIVISEKARA MUDIYANSELAGE	SRI	125kg
🥉	Hailee JARRETT	AUS	123kg
4	Bea OVIA	PNG	123kg
5	Saofaialo JIM	SAM	95kg






53kg - Women

Position	Name	CGA	Total
 1	Ulina SAGONE	FIJ	136kg
 2	Biatrice GABELL	SCO	129kg
 3	LENT KETTY	MRI	124kg
4	Ellie PRYOR	WAL	121kg
5	Ricci Pheaulika DANIEL	NRU	113kg
6	Paige LAWGUN	NZL	111kg
7	Toonga TOKITEBWA	KIR	110kg
8	Seko ISAIA	SAM	99kg




56kg -Men

Position	Name	CGA	Total
 1	Jamjang DERU	IND	237kg
 2	TALHA TALIB	PAK	217kg
 3	RONNY JESOS	MAS	209kg
4	Larko DOGUAPE	NRU	178kg
5	Douglas MEA JNR	PNG	175kg
6	HABOUBAKAR SIDDIKI	CMR	172kg
7	Nyong UNWANA PETER	NGR	170kg
8	MANUILA RAOBU	TUV	147kg




58kg - Women

Position	Name	CGA	Total
 1	NUR ATIKAH MAHAMAD SOBRI	MAS	160kg
 2	Maria MARETA	FIJ	127kg
 3	Yasmin CARTER	AUS	124kg
4	Maximina UEPA	NRU	123kg
5	Freda TAEAO	SAM	102kg

62kg - Men

Position	Name	CGA	Total
 1	Deepak LATHER	IND	258kg
 2	Appah EMMANUEL INEMO	NGR	236kg
 3	Chris MURRAY	ENG	201kg
4	Igo LOHIA	PNG	199kg
5	MUHAMMAD USMAN	PAK	196kg
6	Takirua BETERO	KIR	182kg
7	Harrison GAFFNEY	AUS	176kg
8	Jack OPELOGE	SAM	143kg

63kg - Women

Position	Name	CGA	Total
 1	Rebekah TILER	ENG	211kg
 2	Maraia MOANA	FIJ	162kg
 3	Arina KALIBIU	SOL	158kg
4	Penina TULIA	SAM	122kg

69kg -Women

Position	Name	CGA	Total
1	Eileen CIKAMATANA	FIJ	164kg
2	Kaeley ELKINGTON	NZL	143kg
3	EYENGA MBO'OSSI GAELLE JEANNE	CMR	131kg
4	Tanita TELEA	SAM	127kg

77kg - Men

Position	Name	CGA	Total
1	NJOYA AHMED VALDI\	CMR	272kg
2	ABDUR REHMAN	PAK	242kg
3	Don OPELOGE	SAM	218kg
4	Jason EPTON	SCO	212kg

85kg - Men

Position	Name	CGA	Result
1	Vernon TAYLOR	NZL	267kg
2	Jordan SAKKAS	WAL	264kg
3	Isuru SENADEERA	SRI	264kg
4	Kieran MIFSUD	MLT	240kg
5	Blake SHADBOLT	AUS	240kg

94kg - Men

Position	Name	CGA	Total
1	Maeu Nanai LIVI	SAM	253kg
2	Bevishan WIJEWICKRAMA	SRI	227kg
3	Albert ANDERSON	NZL	226kg
4	JHADEN FORDE	BAR	100kg

